

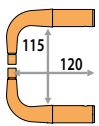
Set di Bracci per pinza a X delle puntatrici GYSPOT BP.LX e LCX, 100 R e 32 D.

I bracci X1, X2, X6 sono progettati per un raffreddamento a liquido e sono compatibili con un raffreddamento ad aria.

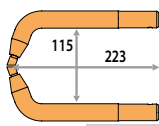
Tutti i bracci sono in rame a eccezione dei bracci X4, X11 e i bracci X5 che sono in alluminio. (Salvo gli elettrodi che sono in rame per il X5)

Prima di cambiare il set di bracci, bisogna staccare la pompa ad acqua selezionando la modalità di regolazione pinza.

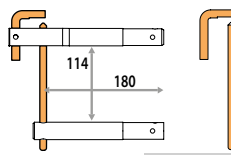
X (Ø 25 mm) + Cappe Ø 13 mm



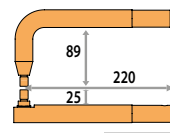
X1 Ref 050501
8 bar / 550 DaN



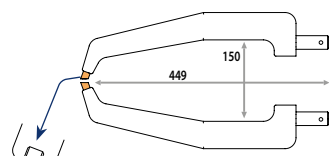
X2 Ref 050518 8 bar / 400 DaN



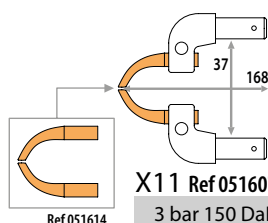
X5 Ref 050549 8 bar / 200 DaN



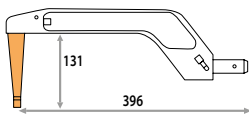
X6 Ref 050587 8 bar / 400 DaN




X4 Ref 050532 8 bar / 120 DaN
Ø10 (x2)
Ref 052895



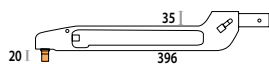
X11 Ref 051607
3 bar 150 DaN
Ref 051614



X4A Ref 020702 8 bar / 150 DaN

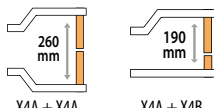


X4B Ref 020719 8 bar / 150 DaN

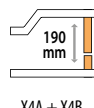


X4C Ref 020726 8 bar / 150 DaN

X4 (A, B & C) combinazioni



X4A + X4A



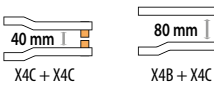
X4A + X4B



X4B + X4B



X4A + X4C




X4C + X4C

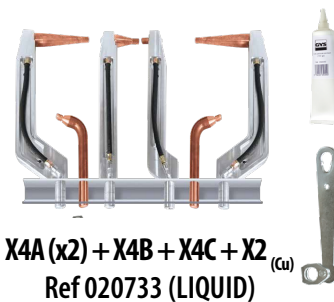


X4B + X4C

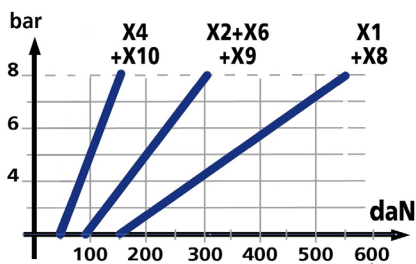
Pannello di bracci



X4A (x2) + X2_(Cu) + X5
Ref 022324 (LIQUID)



X4A (x2) + X4B + X4C + X2_(Cu)
Ref 020733 (LIQUID)



CONTROLLO DEI PUNTI



Lamiera

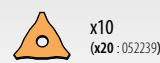
HLE / HTS 1,0 mm (x150) Rif 050181

THLE / VHTS 2,5 mm (x150) Rif 050167



CONSUMABILI

Scatoli di consumabili Spotter
Rif 050068



x10
(x20 : 052239)



x18
(x6 : 049987)



x6
(x6 : 049994)



x18
(x6 : 049970)



Chiave smonta cappe
Rif 050846



Grasso da contatto
Rif 050440